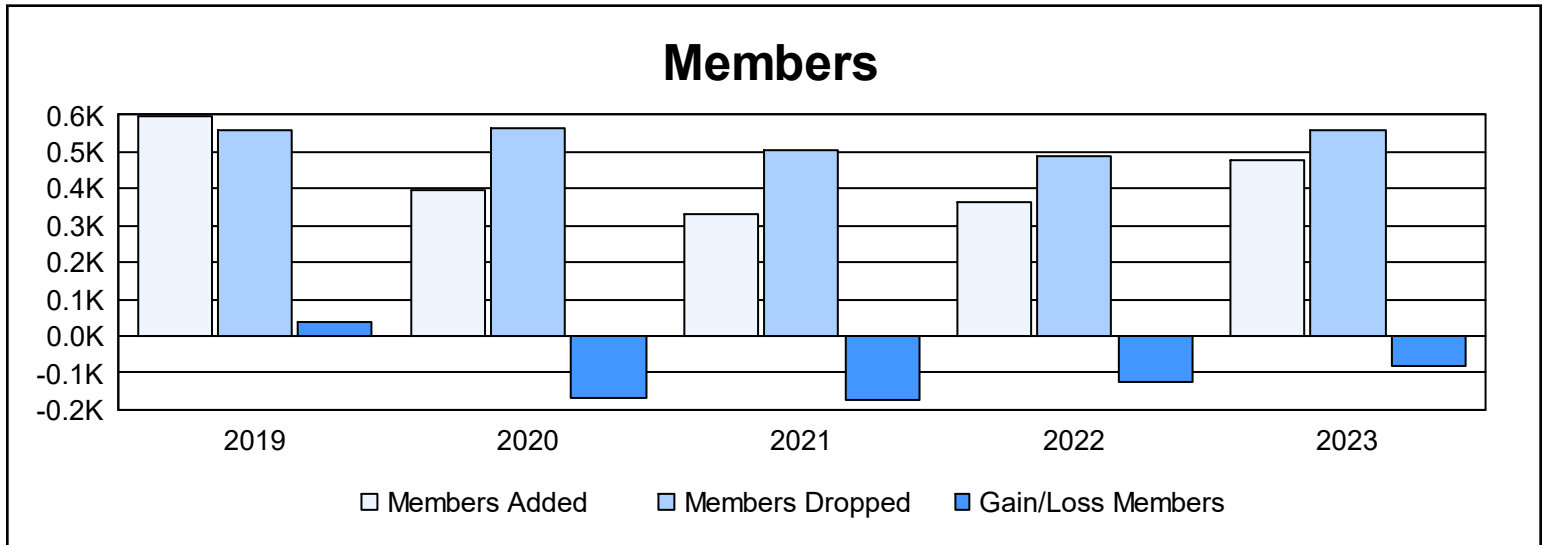
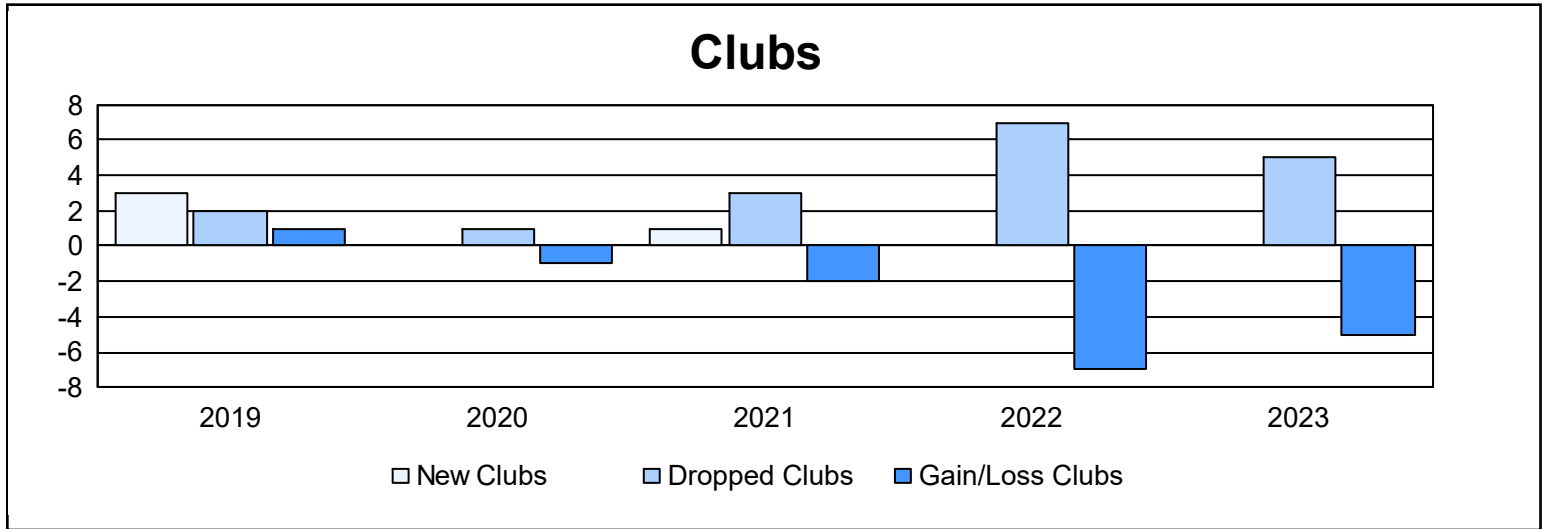
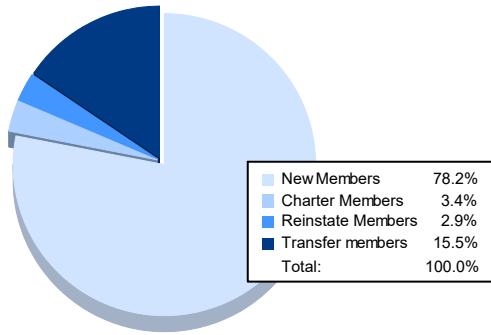


| Year | New Clubs | Dropped Clubs | Gain/ Loss Clubs | New Members | Charter Members | Reinstate Members | Transfer Members | Total Member Added | Total Members Dropped | Gain/ Loss Members |
|----------------|-----------|---------------|------------------|-------------|-----------------|-------------------|------------------|--------------------|-----------------------|--------------------|
| 2018-2019 | 3 | 2 | 1 | 449 | 83 | 20 | 46 | 598 | 561 | 37 |
| 2019-2020 | 0 | 1 | -1 | 319 | 8 | 14 | 53 | 394 | 563 | -169 |
| 2020-2021 | 1 | 3 | -2 | 177 | 38 | 86 | 29 | 330 | 504 | -174 |
| 2021-2022 | 0 | 7 | -7 | 296 | 19 | 7 | 42 | 364 | 489 | -125 |
| 2022-2023 | 0 | 5 | -5 | 372 | 16 | 14 | 74 | 476 | 559 | -83 |
| Average | 1 | 4 | -3 | 323 | 33 | 28 | 49 | 432 | 535 | -103 |



Membership Composition June 2023 Cumulative



Gender Composition June 2023 Cumulative

